

HIGOLD®

HIGOLD GROUP CO.,LTD
Kitchen Hardware Division

Add: No.36, Shunye East Road, Xingtan Town, Shunde District,
Foshan City, Guangdong Province, China, 528325, P.R.C

T: +86 757 2738 6292

F: +86 757 2738 6279

E: sales_sink@higold.com.cn

W: www.higold.com.cn




HIGOLD®

KITCHEN SINK PRODUCT



HIGOLD BL SERIES SINK & FAUCET CATALOGUE

A working station, more than just a sink



Washing area
Big bowl for convenient cleaning

Draining area
Fast draining

Matching colander, fit for draining

- Dual partitions, for washing & draining
- SUS304 colander with dense holes, faster draining

Fixed chopping board easy for washing & cutting

- Cutting & washing in the sink
- Chopping board sits stably without sliding around



Accompanied with PC basin, save more water

- Massive for big sized washing in the sink bowl
- Water-saving washing in colander basin



Creative slide lip design Smart accessories accommodations

HIGOLD®



Big bowl space

New creative slide lip

- More functions, without shrinking space

Space reduced

Traditional step sink

- Smaller space to use

KITCHEN SINK



Stainless Steel

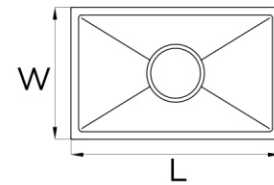
Model NO.	Color	Thickness (mm)	Product Dimension (LxWxD)(mm)	Cutout size (Undermount) (mm)
952275	Stainless Steel	3.0+1.0	770x428x240	723x381
952276	Nano	3.0+1.0	770x428x240	723x381
952277	PVD Black	3.0+1.0	770x428x240	723x381
952270	Stainless Steel	3.0+1.0	680x428x240	633x381
952271	Nano	3.0+1.0	680x428x240	633x381
952272	PVD Black	3.0+1.0	680x428x240	633x381



Nano



PVD Black



KITCHEN SINK



Stainless Steel


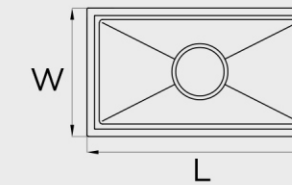
Model NO.	Color	Thickness (mm)	Product Dimension (LxWxD)(mm)	Cutout size (Undermount) (mm)
952258	Stainless Steel	3.0+1.0	750x428x228	703x381
952259	Nano	3.0+1.0	750x428x228	703x381
952260	PVD Black	3.0+1.0	750x428x228	703x381
952252	Stainless Steel	3.0+1.0	680x480x240	633x381
952253	Nano	3.0+1.0	680x480x240	633x381
952254	PVD Black	3.0+1.0	680x480x240	633x381



Nano



PVD Black



KITCHEN SINK



Stainless Steel

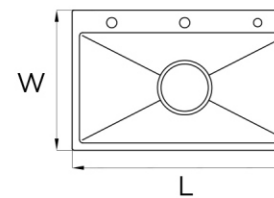
Model NO.	Color	Thickness (mm)	Product Dimension (LxWxD)(mm)	Cutout size (Topmount) (mm)	Cutout size (Undermount) (mm)
952231	Stainless Steel	3.0+1.0	770x480x240	750x460	723x445
952273	Nano	3.0+1.0	770x480x240	750x460	723x445
952274	PVD Black	3.0+1.0	770x480x240	750x460	723x445
952267	Stainless Steel	3.0+1.0	680x480x240	660x460	633x445
952268	Nano	3.0+1.0	680x480x240	660x460	633x445
952269	PVD Black	3.0+1.0	680x480x240	660x460	633x445



Nano



PVD Black



KITCHEN SINK



Stainless Steel


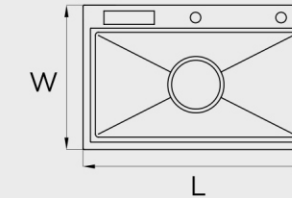
Model NO.	Color	Thickness (mm)	Product Dimension (LxWxD)(mm)	Cutout size (Topmount) (mm)	Cutout size (Undermount) (mm)
952255	Stainless Steel	3.0+1.0	750x480x228	730x460	703x446
952256	Nano	3.0+1.0	750x480x228	730x460	703x446
952257	PVD Black	3.0+1.0	750x480x228	730x460	703x446
952249	Stainless Steel	3.0+1.0	680x480x228	660x460	633x446
952250	Nano	3.0+1.0	680x480x228	660x460	633x446
952251	PVD Black	3.0+1.0	680x480x228	660x460	633x446



Nano



PVD Black



KITCHEN SINK



Stainless Steel

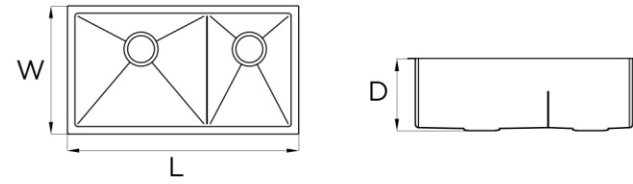
Model NO.	Color	Thickness (mm)	Product Dimension (LxWxD)(mm)	Cutout size (Undermount) (mm)
953432	Stainless Steel	3.0+1.0	770x428x240	723x381
953433	Nano	3.0+1.0	770x428x240	723x381
953434	PVD Black	3.0+1.0	770x428x240	723x381



Nano



PVD Black



KITCHEN SINK



Stainless Steel

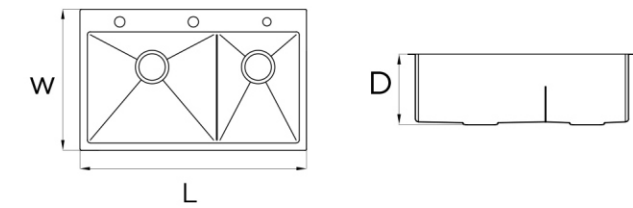
Model NO.	Color	Thickness (mm)	Product Dimension (LxWxD)(mm)	Cutout size (Topmount) (mm)	Cutout size (Undermount) (mm)
953429	Stainless Steel	3.0+1.0	770x480x240	750x460	723x445
953430	Nano	3.0+1.0	770x480x240	750x460	723x445
953431	PVD Black	3.0+1.0	770x480x240	750x460	723x445



Nano



PVD Black



KITCHEN SINK



Stainless Steel

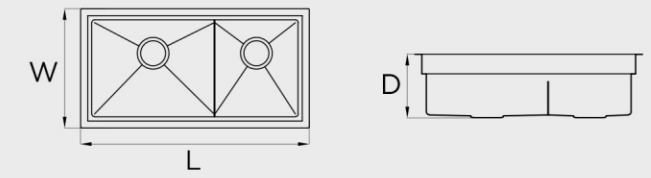
Model NO.	Color	Thickness (mm)	Product Dimension (LxWxD)(mm)	Cutout size (Undermount) (mm)
953426	Stainless Steel	3.0+1.0	820x428x228	773x381
953427	Nano	3.0+1.0	820x428x228	773x381
953428	PVD Black	3.0+1.0	820x428x228	773x381



Nano



PVD Black



KITCHEN SINK



Stainless Steel

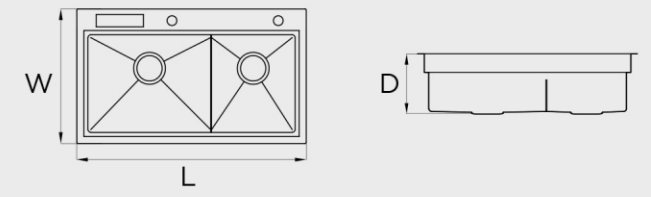
Model NO.	Color	Thickness (mm)	Product Dimension (LxWxD)(mm)	Cutout size (Topmount) (mm)	Cutout size (Undermount) (mm)
953423	Stainless Steel	3.0+1.0	820x428x228	800x460	773x446
953424	Nano	3.0+1.0	820x428x228	800x460	773x446
953425	PVD Black	3.0+1.0	820x428x228	800x460	773x446



Nano



PVD Black



OPTIONAL ACCESSORIES



984155 Colander



984170 Colander (Black)



984164 PC basin



983118 Chopping Board Sapele



986002 Knife Holder



981150 φ185 2" Soft pipe Single bowl Drainage



981208 φ185 2" Soft pipe Single bowl Drainage (Black)



981157 φ114 2" Soft pipe Double bowl Drainage




981209 φ114 2" Soft pipe Double bowl Drainage (Black)



Pull-out
Faucet



Ceramic
Valve



Tri-functional
Outlet



Cold & Hot
Water Outlet



BL Series Kitchen Faucet

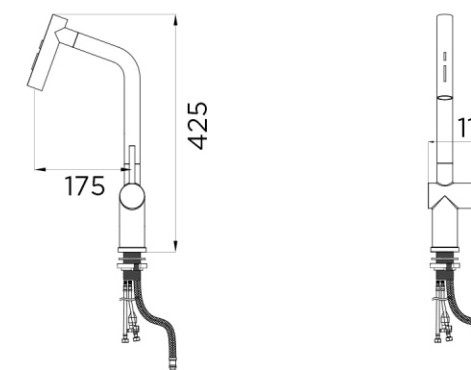


Stainless Steel Rose Gold+Black

Model NO.	Color	Size (mm)	Material
980129	Stainless Steel	425×175	SS#304
980128	Rose Gold+Black	425×175	Zinc + SS outlet pipe
980153	Gold+Black	425×175	Zinc + SS outlet pipe
980154	Black	425×175	Zinc + SS outlet pipe



Gold+Black Black



BL2 Series Kitchen Faucet



Stainless Steel Rose Gold

Model NO.	Color	Size (mm)	Material
980150	Stainless Steel	540×210	Zinc+Copper
980137	Rose Gold	540×210	Zinc+Copper
980151	Grey	540×210	Zinc+Copper



Grey

